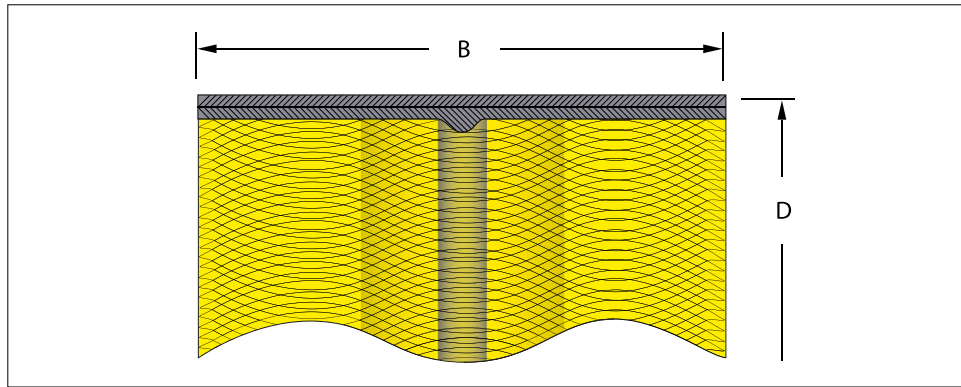


Spray Control Flange Safety Rings, Stainless Steel

Designed for installation over flange joints to prevent injury and damage in the event of a hazardous sprayout
 DN 10 – DN 1.000 und .1/2" – 24."



DIN All dimensions in mm

Nominal size	Nominal pressure							D								B	Reference-No.
								Flange diameter									
	PN 6	PN 10	PN 16	PN 25	PN 40	PN 64	PN 100	PN 6	PN 10	PN 16	PN 25	PN 40	PN 64	PN 100	Ring width		
DN 10	✓							75.0							50.0	SRM-DN 10 / PN 6 / 50	
		✓	✓	✓	✓				90.0	90.0	90.0	90.0			50.0	SRM-DN 10 / PN 10- 40 / 50	
		✓	✓	✓	✓				90.0	90.0	90.0	90.0			70.0	SRM-DN 10 / PN 10- 40 / 70	
DN 15						✓	✓							100.0	100.0	50.0	SRM-DN 10 / PN 64-100 / 50
	✓							80.0								50.0	SRM-DN 15 / PN 6 / 50
		✓	✓	✓	✓				95.0	95.0	95.0	95.0				50.0	SRM-DN 15 / PN 10- 40 / 50
		✓	✓	✓	✓				95.0	95.0	95.0	95.0				70.0	SRM-DN 15 / PN 10- 40 / 70
						✓	✓							105.0	105.0	50.0	SRM-DN 15 / PN 64-100 / 50
DN 20						✓	✓							105.0	105.0	70.0	SRM-DN 15 / PN 64-100 / 70
	✓							90.0								50.0	SRM-DN 20 / PN 6 / 50
	✓							90.0								70.0	SRM-DN 20 / PN 6 / 70
		✓	✓	✓	✓				105.0	105.0	105.0	105.0				50.0	SRM-DN 20 / PN 10- 40 / 50
		✓	✓	✓	✓				105.0	105.0	105.0	105.0				70.0	SRM-DN 20 / PN 10- 40 / 70
DN 25	✓							100.0								50.0	SRM-DN 25 / PN 6 / 50
		✓	✓	✓	✓				115.0	115.0	115.0	115.0				50.0	SRM-DN 25 / PN 10- 40 / 50
		✓	✓	✓	✓				115.0	115.0	115.0	115.0				70.0	SRM-DN 25 / PN 10- 40 / 70
						✓	✓						140.0	140.0	50.0	SRM-DN 25 / PN 64-100 / 50	
						✓	✓						140.0	140.0	70.0	SRM-DN 25 / PN 64-100 / 70	
DN 32	✓							120.0								50.0	SRM-DN 32 / PN 6 / 50
		✓	✓	✓	✓				140.0	140.0	140.0	140.0				50.0	SRM-DN 32 / PN 10- 40 / 50
		✓	✓	✓	✓				140.0	140.0	140.0	140.0				70.0	SRM-DN 32 / PN 10- 40 / 70
DN 40	✓							130.0								50.0	SRM-DN 40 / PN 6 / 50
		✓	✓	✓	✓				150.0	150.0	150.0	150.0				50.0	SRM-DN 40 / PN 10- 40 / 50
		✓	✓	✓	✓				150.0	150.0	150.0	150.0				70.0	SRM-DN 40 / PN 10- 40 / 70
						✓	✓						170.0	170.0	50.0	SRM-DN 40 / PN 64-100 / 50	
DN 50	✓							140.0								50.0	SRM-DN 50 / PN 6 / 50
	✓							140.0								70.0	SRM-DN 50 / PN 6 / 70
		✓	✓	✓	✓				165.0	165.0	165.0	165.0				50.0	SRM-DN 50 / PN 10- 40 / 50
		✓	✓	✓	✓				165.0	165.0	165.0	165.0				70.0	SRM-DN 50 / PN 10- 40 / 70
						✓							180.0		50.0	SRM-DN 50 / PN 64 / 50	
						✓							195.0	50.0	SRM-DN 50 / PN 100 / 50		

Material :
 Stainless steel ASTM 316

Up to DN 600 and ANSI 24." 600

Designed for installation over flange joints to prevent injury and damage in the event of a hazardous sprayout.

Should your requirements not be shown please ask for a separate quotation.
 SEALWELL products and specifications are subject to improvement and change without notice.

Spray Control Flange Safety Rings, Stainless Steel

Designed for installation over flange joints to prevent injury and damage in the event of a hazardous sprayout
DN 10 – DN 1.000 und .1/2" – 24."

TRIPLE ADVANTAGE of DURA-SAFE®

QUALITY. This range is designed for installation over flange joints to prevent injury and damage in the event of a hazardous spray out. Steel Rings SRM 3600 are used for high temperature and/or pressure applications when PP spray shields are unsuitable for the design conditions. Stainless steel spray shields in "316" are suitable for maximum operating temperature of 1100 °C and maximum operating pressures of 240 bar. Stainless steel ASTM 316 for high temperature resistance. Sizes up to DN 600 and ANSI 24." 600.

AVAILABILITY. With over 400 million moulded components shipped from our Oststeinbek / Hamburg logistics center we provide the fastest on time delivery service to all markets and industries.

PHILOSOPHY. Innovative protective closures at the best price in the market.



Material :
Stainless steel ASTM 316

Individual Productions :
On request we develop and produce individually tailored solutions next to the standard items of this range: additional dimensions, different materials and new colours

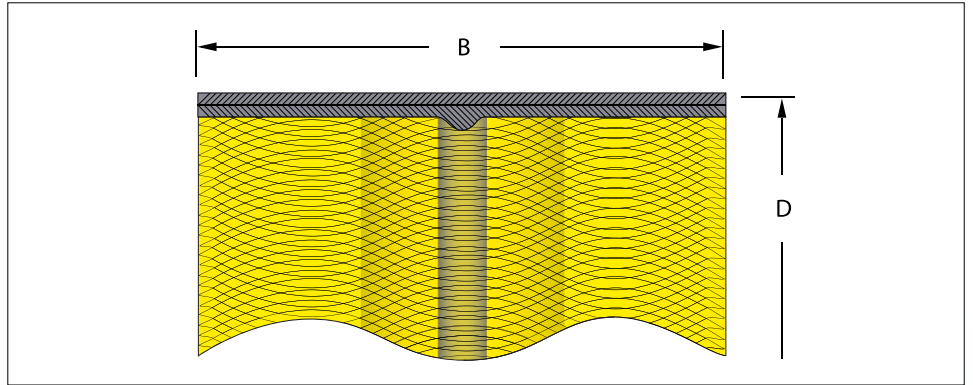
We would be pleased to advise you.

 sealwell

Spray Control Flange Safety Rings, Stainless Steel

Designed for installation over flange joints to prevent injury and damage in the event of a hazardous sprayout
 DN 10 – DN 1.000 und .1/2" – 24."

EX STOCK
 400m
 Parts
 DELIVERY SERVICE



DIN

All dimensions in mm

Nominal size	Nominal pressure								D								B	Reference-No.
									Flange diameter									
	PN 6	PN 10	PN 16	PN 25	PN 40	PN 64	PN 100		PN 6	PN 10	PN 16	PN 25	PN 40	PN 64	PN 100	Ring width		
DN 65	✓							160.0								50.0	SRM-DN 65 / PN 6 / 50	
	✓							160.0								70.0	SRM-DN 65 / PN 6 / 70	
		✓	✓	✓	✓				185.0	185.0	185.0	185.0				50.0	SRM-DN 65 / PN 10-40 / 50	
		✓	✓	✓	✓				185.0	185.0	185.0	185.0				70.0	SRM-DN 65 / PN 10-40 / 70	
						✓									205.0	50.0	SRM-DN 65 / PN 64 / 50	
							✓								220.0	50.0	SRM-DN 65 / PN 100 / 50	
DN 80	✓							190.0								50.0	SRM-DN 80 / PN 6 / 50	
	✓							190.0								70.0	SRM-DN 80 / PN 6 / 70	
		✓	✓	✓	✓				200.0	200.0	200.0	200.0				50.0	SRM-DN 80 / PN 10-40 / 50	
		✓	✓	✓	✓				200.0	200.0	200.0	200.0				70.0	SRM-DN 80 / PN 10-40 / 70	
						✓									215.0	50.0	SRM-DN 80 / PN 64 / 50	
							✓								230.0	50.0	SRM-DN 80 / PN 100 / 50	
DN 100	✓							210.0								50.0	SRM-DN 100 / PN 6 / 50	
	✓							210.0								70.0	SRM-DN 100 / PN 6 / 70	
		✓	✓						200.0	200.0						50.0	SRM-DN 100 / PN 10-16 / 50	
		✓	✓						200.0	200.0						70.0	SRM-DN 100 / PN 10-16 / 70	
				✓	✓							235.0	235.0			50.0	SRM-DN 100 / PN 25-40 / 50	
				✓	✓							235.0	235.0			70.0	SRM-DN 100 / PN 25-40 / 70	
DN 125						✓									250.0	50.0	SRM-DN 100 / PN 64 / 50	
						✓									250.0	70.0	SRM-DN 100 / PN 64 / 70	
							✓								265.0	50.0	SRM-DN 100 / PN 100 / 50	
							✓								265.0	70.0	SRM-DN 100 / PN 100 / 70	
	✓							240.0								50.0	SRM-DN 125 / PN 6 / 50	
	✓							240.0								70.0	SRM-DN 125 / PN 6 / 70	
DN 150		✓	✓						250.0	250.0						50.0	SRM-DN 125 / PN 10-16 / 50	
		✓	✓						250.0	250.0						70.0	SRM-DN 125 / PN 10-16 / 70	
				✓	✓							270.0	270.0			50.0	SRM-DN 125 / PN 25-40 / 50	
				✓	✓							270.0	270.0			70.0	SRM-DN 125 / PN 25-40 / 70	
						✓									295.0	50.0	SRM-DN 125 / PN 64 / 50	
							✓								315.0	50.0	SRM-DN 125 / PN 100 / 50	

Material :
 Stainless steel ASTM 316

Up to DN 600 and ANSI 24." 600

Designed for installation over flange joints to prevent injury and damage in the event of a hazardous sprayout.

Should your requirements not be shown please ask for a separate quotation.
 SEALWELL products and specifications are subject to improvement and change without notice.

Spray Control Flange Safety Rings, Stainless Steel

Designed for installation over flange joints to prevent injury and damage in the event of a hazardous sprayout
DN 10 – DN 1.000 und .1/2" – 24."

DIN

All dimensions in mm



Nominal size	Nominal pressure							D								B Ring width	Reference-No.
								Flange diameter									
	PN 6	PN 10	PN 16	PN 25	PN 40	PN 64	PN 100	PN 6	PN 10	PN 16	PN 25	PN 40	PN 64	PN 100			
DN 150	✓							265.0								50.0	SRM-DN 150 / PN 6 / 50
	✓							265.0								70.0	SRM-DN 150 / PN 6 / 70
		✓	✓						285.0	285.0						50.0	SRM-DN 150 / PN 10-16 / 50
		✓	✓						285.0	285.0						70.0	SRM-DN 150 / PN 10-16 / 70
				✓	✓						300.0	300.0				50.0	SRM-DN 150 / PN 25-40 / 50
				✓	✓						300.0	300.0				70.0	SRM-DN 150 / PN 25-40 / 70
						✓								345.0		50.0	SRM-DN 150 / PN 64 / 50
							✓								355.0	50.0	SRM-DN 150 / PN 100 / 50
DN 200	✓							320.0								50.0	SRM-DN 200 / PN 6 / 50
	✓							320.0								70.0	SRM-DN 200 / PN 6 / 70
		✓	✓						340.0	340.0						50.0	SRM-DN 200 / PN 10-16 / 50
		✓	✓						340.0	340.0						70.0	SRM-DN 200 / PN 10-16 / 70
				✓							360.0					50.0	SRM-DN 200 / PN 25 / 50
				✓							360.0					70.0	SRM-DN 200 / PN 25 / 70
					✓							375.0				50.0	SRM-DN 200 / PN 40 / 50
					✓							375.0				70.0	SRM-DN 200 / PN 40 / 70
						✓								415.0		50.0	SRM-DN 200 / PN 64 / 50
							✓								430.0	50.0	SRM-DN 200 / PN 100 / 50
DN 250	✓							375.0								50.0	SRM-DN 250 / PN 6 / 50
	✓							375.0								70.0	SRM-DN 250 / PN 6 / 70
		✓							395.0							50.0	SRM-DN 250 / PN 10 / 50
		✓							395.0							70.0	SRM-DN 250 / PN 10 / 70
			✓								405.0					50.0	SRM-DN 250 / PN 16 / 50
				✓							425.0					50.0	SRM-DN 250 / PN 25 / 50
				✓							425.0					70.0	SRM-DN 250 / PN 25 / 70
					✓							450.0				50.0	SRM-DN 250 / PN 40 / 50
					✓							450.0				70.0	SRM-DN 250 / PN 40 / 70
						✓								470.0		50.0	SRM-DN 250 / PN 64 / 50
DN 300						✓									505.0	50.0	SRM-DN 250 / PN 100 / 50
						✓									505.0	70.0	SRM-DN 250 / PN 100 / 70
	✓							440.0								50.0	SRM-DN 300 / PN 6 / 50
	✓							440.0								70.0	SRM-DN 300 / PN 6 / 70
		✓							445.0							50.0	SRM-DN 300 / PN 10 / 50
		✓							445.0							70.0	SRM-DN 300 / PN 10 / 70
			✓								460.0					50.0	SRM-DN 300 / PN 16 / 50
				✓							485.0					50.0	SRM-DN 300 / PN 25 / 50
				✓							485.0					70.0	SRM-DN 300 / PN 25 / 70
					✓							515.0				50.0	SRM-DN 300 / PN 40 / 50
				✓							515.0				70.0	SRM-DN 300 / PN 40 / 70	
					✓								530.0		50.0	SRM-DN 300 / PN 64 / 50	
						✓								585.0	50.0	SRM-DN 300 / PN 100 / 50	

Material :
Stainless steel ASTM 316

Individual Productions :
On request we develop and produce individually tailored solutions next to the standard items of this range: additional dimensions, different materials and new colours

We would be pleased to advise you.

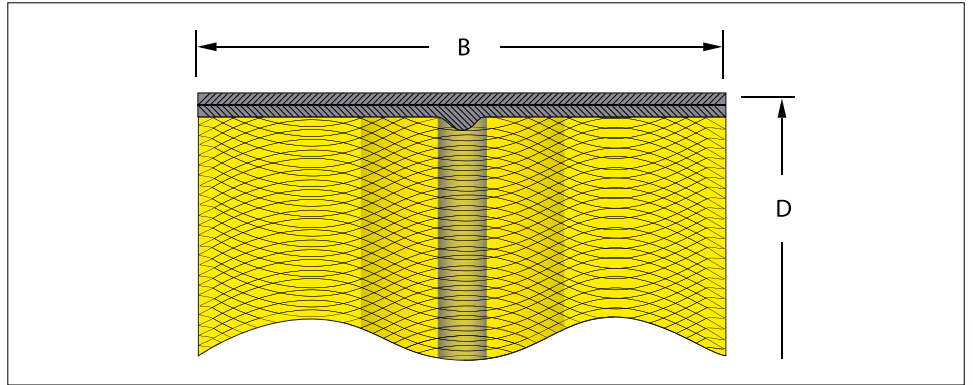
 sealwell

Should your requirements not be shown please ask for a separate quotation.
SEALWELL products and specifications are subject to improvement and change without notice.

Spray Control Flange Safety Rings, Stainless Steel

Designed for installation over flange joints to prevent injury and damage in the event of a hazardous sprayout
 DN 10 – DN 1.000 und .1/2" – 24."

prompt
 MADE-TO-ORDER
 VOLUME



DIN

All dimensions in mm

Nominal size	Nominal pressure							D								B	Reference-No.
								Flange diameter									
	PN 6	PN 10	PN 16	PN 25	PN 40	PN 64	PN 100	PN 6	PN 10	PN 16	PN 25	PN 40	PN 64	PN 100	Ring width		
DN 350	✓							490.0								50.0	SRM-DN 350 / PN 6 / 50
	✓							490.0								70.0	SRM-DN 350 / PN 6 / 70
		✓							505.0							50.0	SRM-DN 350 / PN 10 / 50
		✓							505.0							70.0	SRM-DN 350 / PN 10 / 70
			✓							520.0						50.0	SRM-DN 350 / PN 16 / 50
				✓								555.0				50.0	SRM-DN 350 / PN 25 / 50
				✓								555.0				70.0	SRM-DN 350 / PN 25 / 70
					✓								580.0			50.0	SRM-DN 350 / PN 40 / 50
					✓								580.0			70.0	SRM-DN 350 / PN 40 / 70
						✓								600.0		50.0	SRM-DN 350 / PN 64 / 50
DN 400															655.0	50.0	SRM-DN 350 / PN 100 / 50
	✓							540.0								50.0	SRM-DN 400 / PN 6 / 50
	✓							540.0								70.0	SRM-DN 400 / PN 6 / 70
		✓							565.0							50.0	SRM-DN 400 / PN 10 / 50
		✓							565.0							70.0	SRM-DN 400 / PN 10 / 70
			✓							580.0						50.0	SRM-DN 400 / PN 16 / 50
			✓							580.0						70.0	SRM-DN 400 / PN 16 / 70
				✓							620.0					50.0	SRM-DN 400 / PN 25 / 50
				✓							620.0					70.0	SRM-DN 400 / PN 25 / 70
					✓								660.0			50.0	SRM-DN 400 / PN 40 / 50
					✓								670.0		50.0	SRM-DN 400 / PN 64 / 50	
						✓							670.0		70.0	SRM-DN 400 / PN 64 / 70	

Material :
 Stainless steel ASTM 316

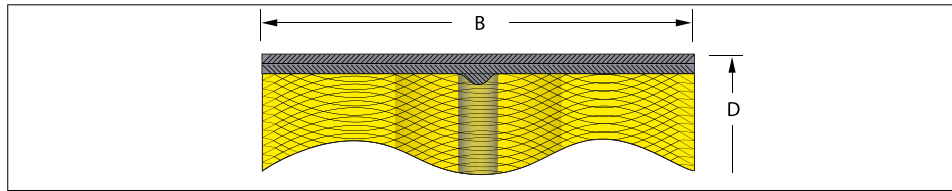
Up to DN 600 and ANSI 24." 600

Designed for installation over flange joints to prevent injury and damage in the event of a hazardous sprayout.

Should your requirements not be shown please ask for a separate quotation.
 SEALWELL products and specifications are subject to improvement and change without notice.

Spray Control Flange Safety Rings, Stainless Steel

Designed for installation over flange joints to prevent injury and damage in the event of a hazardous sprayout
 DN 10 – DN 1.000 und .1/2“ – 24.“



DIN

All dimensions in mm

Nominal size	Nominal pressure							D							B	Reference-No.	
	PN 6	PN 10	PN 16	PN 25	PN 40	PN 64	PN 100	Flange diameter									
								PN 6	PN 10	PN 16	PN 25	PN 40	PN 64	PN 100	Ring width		
DN 500	✓							645.0								50.0	SRM-DN 500 / PN 6 / 50
	✓							645.0								70.0	SRM-DN 500 / PN 6 / 70
		✓							670.0							50.0	SRM-DN 500 / PN 10 / 50
		✓							670.0							70.0	SRM-DN 500 / PN 10 / 70
			✓							715.0						50.0	SRM-DN 500 / PN 16 / 50
				✓							730.0					50.0	SRM-DN 500 / PN 25 / 50
				✓							730.0					70.0	SRM-DN 500 / PN 25 / 70
					✓							755.0				50.0	SRM-DN 500 / PN 40 / 50
					✓							755.0				70.0	SRM-DN 500 / PN 40 / 70
	DN 600	✓							755.0								50.0
✓								755.0								70.0	SRM-DN 600 / PN 6 / 70
		✓							780.0							50.0	SRM-DN 600 / PN 10 / 50
		✓							780.0							70.0	SRM-DN 600 / PN 10 / 70
			✓							840.0						50.0	SRM-DN 600 / PN 16 / 50
				✓							845.0					50.0	SRM-DN 600 / PN 25 / 50
					✓							845.0				70.0	SRM-DN 600 / PN 25 / 70
DN 700	✓							860.0								50.0	SRM-DN 700 / PN 6 / 50
	✓							860.0								70.0	SRM-DN 700 / PN 6 / 70
		✓							895.0							50.0	SRM-DN 700 / PN 10 / 50
		✓							895.0							70.0	SRM-DN 700 / PN 10 / 70
			✓							910.0						50.0	SRM-DN 700 / PN 16 / 50
				✓							960.0					70.0	SRM-DN 700 / PN 25 / 50
DN 800	✓							975.0								50.0	SRM-DN 800 / PN 6 / 50
	✓							975.0								70.0	SRM-DN 800 / PN 6 / 70
		✓							1015.0							50.0	SRM-DN 800 / PN 10 / 50
		✓							1015.0							70.0	SRM-DN 800 / PN 10 / 70
			✓							1025.0						50.0	SRM-DN 800 / PN 16 / 50
				✓							1085.0					50.0	SRM-DN 800 / PN 25 / 50
DN 900	✓							1075.0								50.0	SRM-DN 900 / PN 6 / 50
	✓							1075.0								70.0	SRM-DN 900 / PN 6 / 70
		✓							1115.0							50.0	SRM-DN 900 / PN 10 / 50
			✓							1125.0						50.0	SRM-DN 900 / PN 16 / 50
				✓							1185.0					50.0	SRM-DN 900 / PN 25 / 50
DN 1000	✓							1175.0								50.0	SRM-DN 1000 / PN 6 / 50
	✓							1175.0								70.0	SRM-DN 1000 / PN 6 / 70
		✓							1230.0							50.0	SRM-DN 1000 / PN 10 / 50
			✓							1255.0						50.0	SRM-DN 1000 / PN 16 / 50
				✓							1320.0					50.0	SRM-DN 1000 / PN 25 / 50

Should your requirements not be shown please ask for a separate quotation.
 SEALWELL products and specifications are subject to improvement and change without notice.

Material :
 Stainless steel ASTM 316

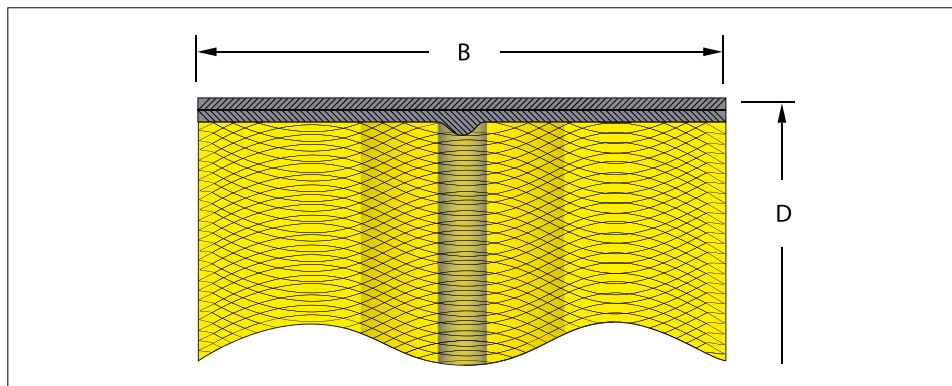
Individual Productions :
 On request we develop and produce individually tailored solutions next to the standard items of this range: additional dimensions, different materials and new colours

We would be pleased to advise you.



Spray Control Flange Safety Rings, Stainless Steel

Designed for installation over flange joints to prevent injury and damage in the event of a hazardous sprayout
 DN 10 – DN 1.000 und .1/2" – 24."



All dimensions in mm

Nominal size	Nominal pressure				D		B	Reference-No.
					Flange diameter			
	150 lbs.	300 lbs.	400 lbs.	600 lbs.	mm	Inch	Ring width	
ANSI .1/2"	✓				89.0	3.1/2"	50.0	SRM-ANSI .1/2" - 150
		✓	✓	✓	95.0	3.3/4"	50.0	SRM-ANSI .1/2" - 300-600
ANSI .3/4"	✓				99.0	3.7/8"	50.0	SRM-ANSI .3/4" - 150
		✓	✓	✓	117.0	4.5/8"	50.0	SRM-ANSI .3/4" - 300-600
ANSI 1."	✓				108.0	4.1/4"	50.0	SRM-ANSI 1." - 150
		✓	✓	✓	124.0	4.7/8"	50.0	SRM-ANSI 1." - 300-600
ANSI 1.1/4"	✓				117.0	4.5/8"	50.0	SRM-ANSI 1.1/4" - 150
		✓	✓	✓	133.0	5.1/4"	50.0	SRM-ANSI 1.1/4" - 300-600
ANSI 1.1/2"	✓				127.0	5."	50.0	SRM-ANSI 1.1/2" - 150
		✓	✓	✓	155.0	6.1/8"	50.0	SRM-ANSI 1.1/2" - 300-600
ANSI 2."	✓				152.0	6."	50.0	SRM-ANSI 2." - 150
		✓	✓	✓	165.0	6.1/2"	50.0	SRM-ANSI 2." - 300-600
ANSI 2.1/2"	✓				178.0	7."	50.0	SRM-ANSI 2.1/2" - 150
		✓	✓	✓	191.0	7.1/2"	50.0	SRM-ANSI 2.1/2" - 300-600
ANSI 3."	✓				191.0	7.1/2"	50.0	SRM-ANSI 3." - 150
		✓	✓	✓	210.0	8.1/4"	50.0	SRM-ANSI 3." - 300-600
ANSI 3.1/2"	✓				216.0	8.1/2"	50.0	SRM-ANSI 3.1/2" - 150
		✓	✓	✓	229.0	9."	50.0	SRM-ANSI 3.1/2" - 300-600
ANSI 4."	✓				229.0	9."	50.0	SRM-ANSI 4." - 150
		✓	✓		254.0	10."	50.0	SRM-ANSI 4." - 300-400
				✓	273.0	10.3/4"	50.0	SRM-ANSI 4." - 600
ANSI 5."	✓				254.0	10."	50.0	SRM-ANSI 5." - 150
		✓	✓		280.0	11."	50.0	SRM-ANSI 5." - 300-400
				✓	330.0	13."	50.0	SRM-ANSI 5." - 600
ANSI 6."	✓				280.0	11."	50.0	SRM-ANSI 6." - 150
		✓	✓		318.0	12.1/2"	50.0	SRM-ANSI 6." - 300-400
				✓	356.0	14."	50.0	SRM-ANSI 6." - 600
ANSI 8."	✓				343.0	13.1/2"	50.0	SRM-ANSI 8." - 150
		✓	✓		381.0	15."	50.0	SRM-ANSI 8." - 300-400
				✓	419.0	16.1/2"	50.0	SRM-ANSI 8." - 600

Material :
 Stainless steel ASTM 316

Up to DN 600 and ANSI 24." 600

Designed for installation over flange joints to prevent injury and damage in the event of a hazardous sprayout.

Should your requirements not be shown please ask for a separate quotation.
 SEALWELL products and specifications are subject to improvement and change without notice.

Spray Control Flange Safety Rings, Stainless Steel

Designed for installation over flange joints to prevent injury and damage in the event of a hazardous sprayout
DN 10 – DN 1.000 und .1/2" – 24."



ANSI

All dimensions in mm

Nominal size	Nominal pressure				D		B	Reference-No.
					Flange diameter			
	150 lbs.	300 lbs.	400 lbs.	600 lbs.	mm	Inch	Ring width	
ANSI 10."	✓				406.0	16."	50.0	SRM-ANSI 10." - 150
		✓	✓		445.0	17.1/2"	50.0	SRM-ANSI 10." - 300-400
				✓	508.0	20."	50.0	SRM-ANSI 10." - 600
ANSI 12."	✓				483.0	19."	50.0	SRM-ANSI 12." - 150
		✓	✓		521.0	20.1/2"	50.0	SRM-ANSI 12." - 300-400
				✓	559.0	22."	50.0	SRM-ANSI 12." - 600
ANSI 14."	✓				533.0	21."	50.0	SRM-ANSI 14." - 150
		✓	✓		584.0	23."	50.0	SRM-ANSI 14." - 300-400
				✓	603.0	23.3/4"	50.0	SRM-ANSI 14." - 600
ANSI 16."	✓				597.0	23.1/2"	50.0	SRM-ANSI 16." - 150
		✓	✓		648.0	25.1/2"	50.0	SRM-ANSI 16." - 300-400
				✓	686.0	27."	50.0	SRM-ANSI 16." - 600
ANSI 18."	✓				635.0	25."	50.0	SRM-ANSI 18." - 150
		✓	✓		711.0	28."	50.0	SRM-ANSI 18." - 300-400
				✓	743.0	29.1/4"	50.0	SRM-ANSI 18." - 600
ANSI 20."	✓				699.0	27.1/2"	50.0	SRM-ANSI 20." - 150
		✓	✓		775.0	30.1/2"	50.0	SRM-ANSI 20." - 300-400
				✓	813.0	32."	50.0	SRM-ANSI 20." - 600
ANSI 24."	✓				813.0	32."	50.0	SRM-ANSI 24." - 150
		✓	✓		914.0	36."	50.0	SRM-ANSI 24." - 300-400
				✓	940.0	37."	50.0	SRM-ANSI 24." - 600

Should your requirements not be shown please ask for a separate quotation.
SEALWELL products and specifications are subject to improvement and change without notice.

Material :
Stainless steel ASTM 316

Individual Productions :
On request we develop and produce individually tailored solutions next to the standard items of this range: additional dimensions, different materials and new colours

We would be pleased to advise you.

 sealwell